



PROCEDURES FOR JOINING THE AGM THROUGH VC, REMOTE E-VOTING AND VOTING AT THE AGM

In compliance with the provisions of Section 108 of the Act, read with Rule 20 of the Companies (Management and Administration) Rules, 2014, as amended from time to time, Regulation 44 of the SEBI Listing Regulations and in terms of SEBI Circular no. SEBI/HO/CFD/CMD/CIR/P/2020/242 dated December 9, 2020 in relation to e-voting facility provided by listed entities, the Members are provided with the facility to cast their vote electronically, through the e-voting facility provided by NSDL, on all the resolutions set forth in this Notice. The instructions for e-voting are given herein below.

The remote e-voting period will be as under: -

Commencement of remote e-voting:	9:00 A.M. on Monday, September 20, 2021
End of remote e-voting:	5:00 P.M. on Wednesday, September 22, 2021

Members holding shares either in physical form or in dematerialized form, as on Thursday, September 16, 2021 i.e. cut-off date, may cast their vote electronically during the above period. The e-voting module shall be disabled by NSDL for voting thereafter. Members have the option to cast their vote on any of the resolutions using the remote e-voting facility either during the period commencing from September 20, 2021 and ending on September 22, 2021 or e-voting during the AGM. Members who have cast their vote by remote e-voting prior to the AGM may attend/participate in the AGM through VC but shall not be entitled to cast their vote on such resolution again.

The Board of Directors of the Company have appointed Shri Sachin Agarwal of M/s Agarwal S. & Associates, Practicing Company Secretary as Scrutinizer to scrutinize the process of remote e-voting and electronic voting at the AGM in a fair and transparent manner.

The voting rights of Members shall be in proportion to their shares in the paid-up equity share capital of the Company as on the cut-off date.

The Scrutinizer will, after the conclusion of e-voting at the Meeting, scrutinize the votes cast at the Meeting and votes cast through remote e-voting, make a consolidated Scrutinizer's Report and submit the same to the Chairman. The result of e-voting will be declared within two working days of the conclusion of the Meeting and the same, along with the consolidated Scrutinizer's Report, will be placed on the website of the Company (www.bhel.com) and on the website of the e-voting agency (www.evoting.nsdl.com). The result will simultaneously be communicated to the stock exchanges.

Subject to receipt of requisite number of votes, the Resolutions proposed in the Notice shall be deemed to be passed on the date of the Meeting, i.e., on September 23, 2021.

INSTRUCTIONS FOR VOTING THROUGH ELECTRONIC MEANS AND JOINING VIRTUAL MEETING





A. Process and manner for remote e-voting, and voting during the AGM are explained below:

Step-1: Access to the NSDL e-voting system and casting vote electronically on NSDL e-voting system

A.1) Login method for Individual shareholders holding securities in demat mode

In terms of the SEBI Circular dated December 9, 2020 on the e-voting facility provided by listed companies and as part of increasing the efficiency of the voting process, e-voting process has been enabled for all individual shareholders holding securities in demat mode to vote through their demat account maintained with depositories / websites of depositories / depository participants. Shareholders are advised to update their mobile number and email-id in their demat accounts in order to access e-voting facility.

Type of shareholders	Login Method
Individual Shareholders holding securities in demat mode with NSDL.	<p>I. NSDL IDeAS Facility:</p> <ul style="list-style-type: none"> If you are already registered for the NSDL IDeAS facility: <ol style="list-style-type: none"> Please visit the e-services website of NSDL. Open web browser by typing the following URL: https://eservices.nsdl.com/ either on a personal computer or mobile phone. Once the homepage of e-services is launched, click on the 'Beneficial Owner' icon under 'Login', available under the 'IDeAS' section. A new screen will open. You will have to enter your User ID and password. After successful authentication, you will be able to see e-voting services. Click on 'Access to e-voting' under e-voting services and you will be able to see the e-voting page. Click on options available against Company name or e-voting service provider – NSDL and you will be re-directed to the NSDL e-voting website for casting your vote during the remote e-voting period or voting during the meeting.

<p>▪ If you are not registered for IDeAS e-Services:</p> <ol style="list-style-type: none"> 1. The option to register is available at https://eservices.nsdl.com 2. Select 'Register Online for IDeAS' or click on https://eservices.nsdl.com/SecureWeb/IdeasDirectReg.jsp 3. Upon successful registration, please follow steps given in points 1 - 5 above. <p>II. E-voting website of NSDL:</p> <ol style="list-style-type: none"> 1. Visit the e-voting website of NSDL. Open web browser by typing the following URL: https://www.evoting.nsdl.com/ either on a personal computer or mobile phone. 2. Once the homepage of e-voting system is launched, click on the 'Login' icon, available under the 'Shareholder / Member' section. 3. A new screen will open. You will have to enter your User ID (i.e. your 16-digit demat account number held with NSDL), password / OTP and a verification code as shown on the screen. 4. After successful authentication, you will be redirected to the NSDL Depository site wherein you can see the e-voting page. Click on options available against Company name or e-voting service provider – NSDL and you will be redirected to the e-voting website of NSDL for casting your vote during the remote e-voting period or voting during the meeting. <p>III. Shareholders/Members can also download NSDL Mobile App 'NSDL Speed-e' facility by scanning the QR code mentioned below for seamless voting experience.</p> <p>NSDL Mobile App is available on</p> <div style="display: flex; justify-content: space-around; align-items: center;"> <div style="text-align: center;">   </div> <div style="text-align: center;">   </div> </div>	<table border="1"> <tr> <td data-bbox="825 194 1011 1094"> <p>Individual Shareholders holding securities in demat mode with CDSL</p> </td><td data-bbox="1011 194 1493 1094"> <ol style="list-style-type: none"> 1. Existing users who have opted for Easi / Easiest, they can login through their User ID and password. The option to reach e-voting page will be made available without any further authentication. The URL for users to login to Easi / Easiest are https://web.cdslindia.com/myeasi/home/login or www.cdslindia.com and click on 'New System Myeasi'. 2. After successful login of Easi/Easiest, you will be also able to see the E Voting Menu. The Menu will have links of e-voting service provider (ESP) i.e. NSDL portal. Click on NSDL to cast your vote. 3. If you are not registered for Easi/Easiest, the option to register is available at https://web.cdslindia.com/myeasi/Registration/EasiRegistration 4. Alternatively, you can directly access e-voting page by providing demat Account Number and PAN from a link in www.cdslindia.com home page. The system will authenticate the user by sending OTP on registered Mobile & Email as recorded in the demat Account. After successful authentication, user will be provided links for the respective ESP i.e. NSDL where the e-voting is in progress. </td></tr> <tr> <td data-bbox="825 1094 1011 1792"> <p>Individual Shareholders (holding securities in demat mode) login through their depository participants</p> </td><td data-bbox="1011 1094 1493 1792"> <ol style="list-style-type: none"> 1. You can also log in using the login credentials of your demat account through your depository participant registered with NSDL / CDSL for the e-voting facility. 2. Once logged in, you will be able to see the e-voting option. Once you click on the e-voting option, you will be redirected to the NSDL / CDSL depository site after successful authentication, wherein you can see e-voting feature. 3. Click on the options available against Company name or e-voting service provider-NSDL and you will be redirected to the e-voting website of NSDL for casting your vote during the remote e-voting period or voting during the meeting. </td></tr> </table> <p>Important note: Members who are unable to retrieve User ID/ Password are advised to use Forgot User ID and Forgot Password option available at above mentioned website.</p>	<p>Individual Shareholders holding securities in demat mode with CDSL</p>	<ol style="list-style-type: none"> 1. Existing users who have opted for Easi / Easiest, they can login through their User ID and password. The option to reach e-voting page will be made available without any further authentication. The URL for users to login to Easi / Easiest are https://web.cdslindia.com/myeasi/home/login or www.cdslindia.com and click on 'New System Myeasi'. 2. After successful login of Easi/Easiest, you will be also able to see the E Voting Menu. The Menu will have links of e-voting service provider (ESP) i.e. NSDL portal. Click on NSDL to cast your vote. 3. If you are not registered for Easi/Easiest, the option to register is available at https://web.cdslindia.com/myeasi/Registration/EasiRegistration 4. Alternatively, you can directly access e-voting page by providing demat Account Number and PAN from a link in www.cdslindia.com home page. The system will authenticate the user by sending OTP on registered Mobile & Email as recorded in the demat Account. After successful authentication, user will be provided links for the respective ESP i.e. NSDL where the e-voting is in progress. 	<p>Individual Shareholders (holding securities in demat mode) login through their depository participants</p>	<ol style="list-style-type: none"> 1. You can also log in using the login credentials of your demat account through your depository participant registered with NSDL / CDSL for the e-voting facility. 2. Once logged in, you will be able to see the e-voting option. Once you click on the e-voting option, you will be redirected to the NSDL / CDSL depository site after successful authentication, wherein you can see e-voting feature. 3. Click on the options available against Company name or e-voting service provider-NSDL and you will be redirected to the e-voting website of NSDL for casting your vote during the remote e-voting period or voting during the meeting.
<p>Individual Shareholders holding securities in demat mode with CDSL</p>	<ol style="list-style-type: none"> 1. Existing users who have opted for Easi / Easiest, they can login through their User ID and password. The option to reach e-voting page will be made available without any further authentication. The URL for users to login to Easi / Easiest are https://web.cdslindia.com/myeasi/home/login or www.cdslindia.com and click on 'New System Myeasi'. 2. After successful login of Easi/Easiest, you will be also able to see the E Voting Menu. The Menu will have links of e-voting service provider (ESP) i.e. NSDL portal. Click on NSDL to cast your vote. 3. If you are not registered for Easi/Easiest, the option to register is available at https://web.cdslindia.com/myeasi/Registration/EasiRegistration 4. Alternatively, you can directly access e-voting page by providing demat Account Number and PAN from a link in www.cdslindia.com home page. The system will authenticate the user by sending OTP on registered Mobile & Email as recorded in the demat Account. After successful authentication, user will be provided links for the respective ESP i.e. NSDL where the e-voting is in progress. 				
<p>Individual Shareholders (holding securities in demat mode) login through their depository participants</p>	<ol style="list-style-type: none"> 1. You can also log in using the login credentials of your demat account through your depository participant registered with NSDL / CDSL for the e-voting facility. 2. Once logged in, you will be able to see the e-voting option. Once you click on the e-voting option, you will be redirected to the NSDL / CDSL depository site after successful authentication, wherein you can see e-voting feature. 3. Click on the options available against Company name or e-voting service provider-NSDL and you will be redirected to the e-voting website of NSDL for casting your vote during the remote e-voting period or voting during the meeting. 				



Helpdesk for Individual Shareholders holding securities in demat mode for any technical issues related to login through Depository i.e. NSDL and CDSL

Login type	Helpdesk details
Individual Shareholders holding securities in demat mode with NSDL	Members facing any technical issue in login can contact NSDL helpdesk by sending a request at evoting@nsdl.co.in or call at toll free no.: 1800-1020-990 and 1800-22-4430
Individual Shareholders holding securities in demat mode with CDSL	Members facing any technical issue in login can contact CDSL helpdesk by sending a request at helpdesk.evoting@cdslindia.com or contact at 022- 23058738 or 022-23058542/43

A.2) Login Method for shareholders, other than Individual shareholders, holding securities in demat mode and shareholders holding securities in physical mode

- Visit the e-voting website of NSDL. Open web browser by typing the following URL: <https://www.evoting.nsdl.com/> either on a Personal Computer or on a mobile.
- Once the home page of e-voting system is launched, click on the icon '**Login**' which is available under '**Shareholder/Member**' section.
- A new screen will open. You will have to enter your User ID, your Password/OTP and a Verification Code as shown on the screen.
- Alternatively, if you are registered for NSDL e-Services i.e. IDEAS, you can login at <https://eservices.nsdl.com/> with your existing IDEAS login. Once you login to NSDL e-Services after using your login credentials, click on e-voting and you can proceed to Step 2 i.e. Cast your vote electronically on NSDL e-voting system.
- Your User ID details are given below :

Manner of holding shares i.e. Demat (NSDL or CDSL) or Physical	Your User ID is:
a) For Members who hold shares in demat account with NSDL.	8-Character DP ID followed by 8- Digit Client ID For example if your DP ID is IN300*** and Client ID is 12***** then your user ID is IN300***12*****.
b) For Members who hold shares in demat account with CDSL.	16- Digit Beneficiary ID For example if your Beneficiary ID is 12***** then your user ID is 12*****.

c) For Members holding shares in Physical Form.	EVEN Number followed by Folio Number registered with the Company For example if folio number is 001*** and EVEN is 116681 then user ID is 116681001***
---	---

6. Password details for shareholders other than Individual shareholders are given below:

- If you are already registered for e-voting, then you can use your existing password to login and cast your vote.
- If you are using NSDL e-voting system for the first time, you will need to retrieve the '**initial password**' which was communicated to you. Once you retrieve your '**initial password**', you need to enter the '**initial password**' and the system will prompt you to change your password.
- How to retrieve your '**initial password**'?

- If your email ID is registered in your demat account or with the Company, your 'initial password' is communicated to you on your email ID. Trace the email sent to you from NSDL from your mailbox. Open the email and open the attachment i.e. a .pdf file. Open the .pdf file. The password to open the .pdf file is your 8 digit client ID for NSDL account, last 8 digits of client ID for CDSL account or folio number for shares held in physical form. The .pdf file contains your '**User ID**' and your '**initial password**'.
- If your email ID is not registered, please follow steps mentioned below in '**General Guidelines for shareholders**'.

7. If you are unable to retrieve or have not received the '**initial password**' or have forgotten your password:

- Click on '**Forgot User Details/Password?**' (If you are holding shares in your demat account with NSDL or CDSL) option available on www.evoting.nsdl.com.
- Click on '**Physical User Reset Password?**' (If you are holding shares in physical mode) option available on www.evoting.nsdl.com.
- If you are still unable to get the password by aforesaid two options, you can send a request at evoting@nsdl.co.in mentioning your demat account number/folio number, your PAN, your name and your registered address etc.
- Members can also use the OTP (One Time Password) based login for casting the votes on the e-voting system of NSDL.

8. After entering your password, tick on '**Agree to Terms and Conditions**' by selecting on the check box.

9. Now, you will have to click on '**Login**' button.

10. After you click on the '**Login**' button, Home page of e-voting will open.

Step 2: Cast your vote electronically on NSDL e-voting system

1. After successful login at Step 1, you will be able to see all the companies '**EVEN**' in which you are holding shares and whose voting cycle is in active status.
2. Select '**EVEN 116681**' of Company to cast your vote during the remote e-voting period and casting your vote during the General Meeting. For joining virtual meeting, you need to click on '**VC/OAVM**' link placed under '**Join General Meeting**'.
3. Now you are ready for e-voting as the Voting page opens.
4. Cast your vote by selecting appropriate options i.e. assent or dissent, verify/modify the number of shares for which you wish to cast your vote and click on '**Submit**' and also '**Confirm**' when prompted.
5. Upon confirmation, the message '**Vote cast successfully**' will be displayed and you will receive a confirmation by way of a SMS on your registered mobile number from the depository.
6. You can also take the printout of the votes cast by you by clicking on the print option on the confirmation page.
7. Once you confirm your vote on the resolution, you will not be allowed to modify your vote.

B. Instructions For Members for attending the AGM through VC & Voting on the day of AGM:

1. Members will be provided with the facility to attend the AGM through VC through the NSDL e-voting system. Members may access the same by following the steps mentioned above for 'Access to NSDL e-voting system'. After successful login, Members should click '**VC/OAVM link**' placed under '**Join General meeting**' menu against Company name. The link for VC/OAVM will be available in Shareholder/Member login where the EVEN of Company will be displayed.
2. The members who do not have the User ID and Password for e-voting or have forgotten the User ID and Password may retrieve the same by following the remote e-voting instructions mentioned elsewhere in the Notice.
3. Members are encouraged to join the Meeting through Laptops for better experience. Further, Members will be required to allow Camera and use Internet with a good speed to avoid any disturbance during the meeting.
4. Please note that participants connecting from Mobile Devices or Tablets or through Laptop connecting via Mobile Hotspot may experience Audio/Video loss due to fluctuation in their respective network. It is therefore recommended to use Stable Wi-Fi or LAN Connection to mitigate any kind of aforesaid glitches.
5. Members who need assistance before or during the AGM, can contact NSDL on evoting@nsdl.co.in / 1800-102-0990 and 1800-22-4430 or contact Ms. Soni Singh- NSDL at sonis@nsdl.co.in.

6. Members who would like to express their views or ask questions during the AGM may register themselves as a speaker by sending their request from their registered e-mail address mentioning their name, DP ID and Client ID / folio number, PAN, mobile number & prospective questions (if any) at shareholderquery@bhel.in from September 17, 2021 (9:00 a.m. IST) to September 18, 2021 (5:00 p.m. IST). Those Members who have registered themselves as a speaker will only be allowed to express their views / ask questions during the AGM. The Company reserves the right to restrict the number of questions and number of speakers, subject to availability of sufficient time for smooth conduct of the AGM.
7. Members may also ask questions in writing by sending mail in advance at shareholderquery@bhel.in, mentioning their name, demat account number/folio number, email id, mobile number and the requisite views/ questions. The same will be replied by the Company suitably.
8. Facility to join the meeting shall be opened 15 minutes before the scheduled time of the AGM and shall be kept open throughout the proceedings of the AGM.
9. The procedure for e-voting on the day of the AGM is same as the instructions mentioned above for remote e-voting.
10. Only those Members/ shareholders, who will be present in the AGM through VC facility and have not cast their vote on the Resolutions through remote e-voting and are otherwise not barred from doing so, shall be eligible to vote through e-voting system in the AGM.
11. Members who have voted through remote e-voting will be eligible to attend the AGM. However, they will not be eligible to vote at the AGM.

C. General Guidelines for shareholders

1. Corporate/Institutional Members (i.e. other than Individuals, HUF, NRI, etc.) are required to send scanned certified true copy (PDF Format) of the Board Resolution/ Authority Letter, etc. together with attested specimen signature(s) of the duly authorized representative(s), to the Scrutinizer at sachin@companylawworld.com with a copy marked to evoting@nsdl.co.in.
2. It is strongly recommended not to share your password with any other person and take utmost care to keep your password confidential. Login to the e-voting website will be disabled upon five unsuccessful attempts to key in the correct password. In such an event, you will need to go through the '**Forgot User Details/Password?**' or '**Physical User Reset Password?**' option available on www.evoting.nsdl.com to reset the password.
3. Any person holding shares in physical form and non-individual shareholders, who acquires shares of the Company and becomes a Member of the Company after sending of the Notice and holding shares as on the Cut-off date, may obtain the login ID and password by sending a request at evoting@nsdl.co.in. However, if he / she is already registered with NSDL for remote e-voting then he /she can use his / her existing User ID and



password for casting the vote. In case of Individual Shareholders holding securities in demat mode and who acquires shares of the Company and becomes a Member of the Company after sending of the Notice and holding shares as on the Cut-off date may follow steps mentioned above under **'Login method for Individual shareholders holding securities in demat mode'.**

4. In case of any queries, you may refer the Frequently Asked Questions (FAQs) for Shareholders and e-voting user manual for Shareholders available at the download section of www.evoting.nsdl.com or call on toll free no.: 1800-1020-990 and 1800-22-4430 or send a request to Ms. Soni Singh at evoting@nsdl.co.in.
5. Members whose email IDs are not registered with the depositories / Company may send a request to evoting@nsdl.co.in for procuring user ID and password for e-voting:
 - i) In case shares are held in physical mode please provide Folio No., Name of shareholder, scanned copy of the share certificate (front and back), PAN (Self-attested Scanned copy of PAN card), AADHAR (Self-attested Scanned copy of Aadhar Card).
 - ii) In case shares are held in demat mode, please provide DPID-CLID (16 digit DPID + CLID or 16 digit beneficiary ID), Name, Client Master or Copy of Consolidated Account statement, PAN (Self-attested Scanned copy of PAN card), AADHAR (Self-attested Scanned copy of Aadhar Card).
 - iii) If you are an Individual shareholders holding securities in demat mode, you are requested to refer to the login method explained at (point no. A.1) i.e., Login method for Individual shareholders holding securities in demat mode.
- iv) In terms of SEBI circular dated December 9, 2020 on e-voting facility provided by Listed Companies, Individual shareholders holding securities in demat mode are allowed to vote through their demat account maintained with Depositories and Depository Participants. Shareholders are required to update their mobile number and email ID correctly in their demat account in order to access e-Voting facility.
6. To register/ update your email address with the Company permanently and to keep receiving all communication (Notice, Annual Report and the e-voting instructions along with the User ID & Password) electronically in future, please follow the below process:
 - a) Members holding shares in physical mode may send an e-mail request addressed to shareholderquery@bhel.in or to M/s Alankit Assignments Limited, Registrar & Share Transfer Agent of the company at rt@alankit.com alongwith scanned copy of the request letter duly signed by the first shareholder, providing the email address, Mobile No., self-attested copy of PAN and a copy of the share certificate to enable RTA to register their e-mail address.
 - b) Members holding shares in dematerialized mode are requested to register/ update their email addresses with their respective Depository Participant.
 - c) In case of queries in the matter, members are requested to write to rt@alankit.com or call at 011-42541234.